


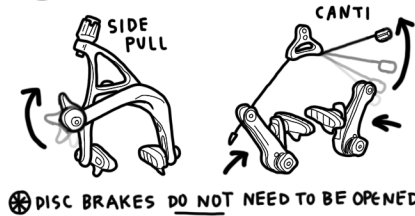
SRAM

FIX -A- FLAT

WITH
AYESHA
McGOWAN

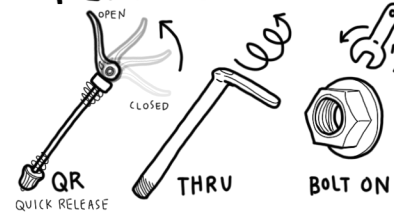


① OPEN BRAKES



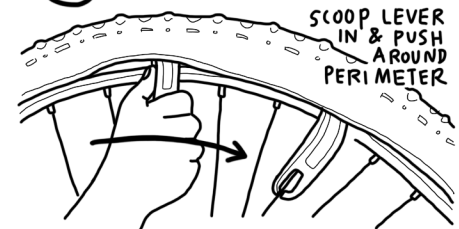
⊗ DISC BRAKES DO NOT NEED TO BE OPENED

& REMOVE WHEEL



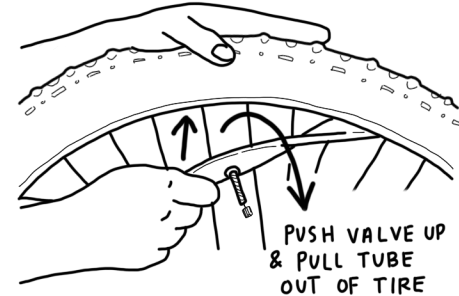
UNDO AXLE & ALLOW
WHEEL TO SLIDE
OUT OF DROPOUTS

② REMOVE TIRE



SCOOP LEVER
IN & PUSH
AROUND
PERIMETER

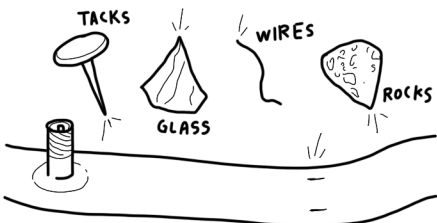
⊗ ONLY REMOVE ONE SIDE OF TIRE & TUBE



PUSH VALVE UP
& PULL TUBE
OUT OF TIRE

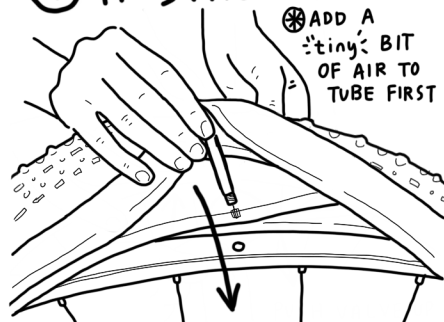
③ FIND THE SOURCE OF THE FLAT

& REMOVE!



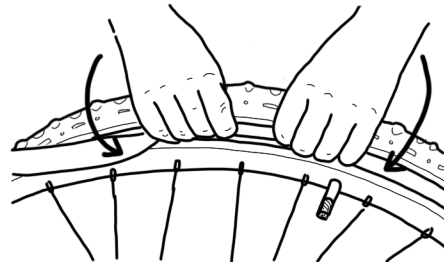
AND THE INFAMOUS
SNAKE BITE
CAUSED BY TOO LOW TIRE PRESSURE

④ INSTALL TUBE



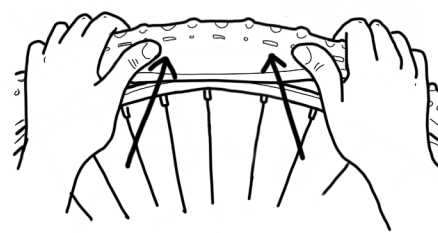
⊗ ADD A
TINY BIT
OF AIR TO
TUBE FIRST

INSERT VALVE INTO HOLE
& TUCK TUBE INTO TIRE

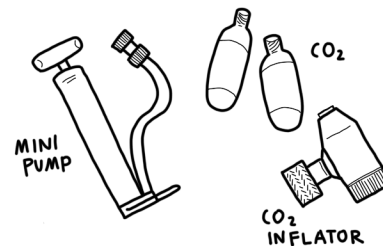


⑤ INSTALL TIRE


PUSH TIRE ONTO RIM WITH THUMBS



& ADD AIR



⑥ INSTALL WHEEL



PULL WHEEL
UP UP
INTO
DROPOUTS

& CLOSE BRAKES

